

# Role Models of Wealth Creation

Invest like the most successful institutions and affluent investors. Look at the results:

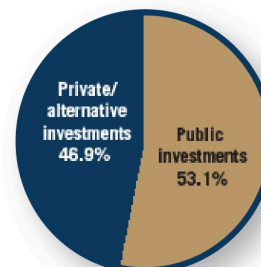
	1 Year	10 Years	20 Years
Yale Endowment Fund <sup>†**</sup>	6.8%	10.9%	9.9%
S&P 500 Index <sup>***</sup>	7.4%	14.0%	5.9%

<sup>†</sup> The returns of the Yale Endowment Fund are provided for illustrative purposes only. Since the fund does not necessarily invest in the same securities as the benchmark or in the same proportion, the performance of the fund may not be directly comparable to the benchmark. In addition, the fund's performance returns reflect the use of leverage.

<sup>\*\*</sup> <https://news.yale.edu/2020/09/24/investment-return-68-brings-yale-endowment-value-312-billion>

<sup>\*\*\*</sup> As at June 30, 2020, Bloomberg

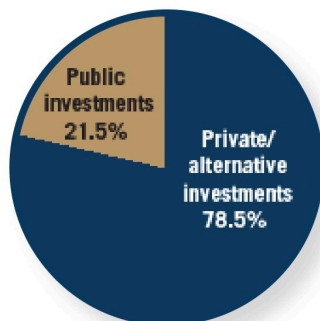
Canada Pension Plan (CPP)



As at June 30, 2021

Source: <https://www.cppinvestments.com/public-media/headlines/2021/cpp-investments-net-assets-total-519-6-billion-at-first-quarter-fiscal-2022>

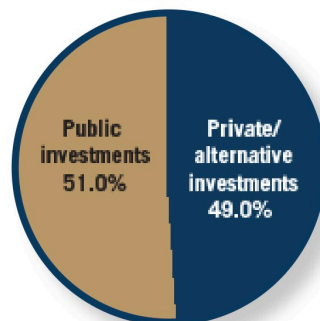
Yale



As at June 30, 2020

Source: <https://news.yale.edu/2020/09/24/investment-return-68-brings-yale-endowment-value-312-billion>

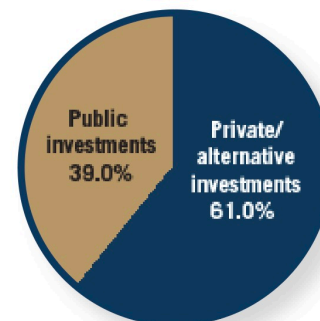
OMERS



As at June 30, 2021

Source: <https://www.omers.com/mid-year-investment-update>

OTPP



As at June 30, 2021

Source: <https://www.otpp.com/news/article/a/ontario-teachers-net-assets-total-227-7-billion-at-mid-year-2021>